



Trail Jack 54"
Owner's Manual & Operation Instructions
Part # S/B2822



For Technical Support / Warranty Information please call 1-800-776-0767
Smittybilt, 1017 W. 600 N. STE 4, Ogden, UT 84404

Introduction

Thank you for choosing Smittybilt accessories for your recovery needs! If you would like to view our full range of available accessories, please visit us at www.smittybilt.com



Recovery Straps & Gear



Winches



10.6CFM Dual Head Compressor

Important Notes Before Starting

! IMPORTANT NOTE

Carefully read through this entire instruction manual thoroughly before attempting to operate this Trail Jack. Keep these instructions for future reference.

! IMPORTANT NOTE

The Trail Jack is not self lubricating and will not operate safely without proper lubrication. Lubricate all working parts and edges of steel bar regularly. Break-Free CLP® is recommended for lubrication and corrosion protection. All moving parts must be kept clean, periodic cleaning and lubrication is required.

! WARNING

MAXIMUM RATED LOAD IS 4,660 LBS (2,114 KG). UP TO 48" (137CM) TESTED TO 4400 LBS. (2,000 KG) UPPER 12" OF 54" JACK IS RATED TO 2,660 LBS. (1,209 KG) ONLY, TESTED TO 4,000 LBS. (1,818 KG). TOP CLAMP LIMITED TO 750 LBS. (340KG) CLAMPING AND 5,000 LBS. (2,273 KG) WINCHING. MAXIMUM RATED LOAD FOR EQUIPMENT- TRAIL JACK SIDE LIFT IS 2,000 LBS (910KG). HANDLE FORCE REQUIRED TO RAISE 4,660 LBS (2,114 KG) IS 177 LBS. (80KG) AT 34" (86CM) ON THE HANDLE

! WARNING

Be sure to read all safety warnings and instructions prior to attempting to operate this Trail Jack. Failure to do so could result in injury.

Impact/Crush Hazard: If the handle is not secured when the latch is switch to reverse it may move up and down very quickly. Always jack a vehicle safely to prevent injury or death. Read additional warnings on next page.



For Technical Support / Warranty Information please call 1-800-776-0767
Smittybilt, 1017 W. 600 N. STE 4, Ogden, UT 84404

Product Safety Information




• **TO AVOID SERIOUS HANDLE IMPACT INJURY, CRUSHING, OR DEATH PLEASE READ AND UNDERSTAND THE FOLLOWING**

- Like all single point jacks. This jack will not stabilize the load. You **MUST** chock and block (stabilize) the load securely to prevent it from falling.
- Do **NOT** use on a side load applications. Jack must be placed under the vehicle so that it lifts straight up. Take into consideration movement of the vehicle and loose footing. Lower the load if the jack becomes less than 80° to the ground
- Do **NOT** use jack to support a load. **NEVER** get under a raised load.
- Always clip the handle against the steel main jack body (bar) before moving the reversing latch.
- If your hand slips off the handle, or if the handle is horizontal when the reversing latch is moved down, the handle may move up very quickly. If your head or any other body part is in the handle's travel path, it can strike you and cause injury.
- Do **NOT** use this jack on curved or tubular vehicle bumpers. The vehicle could slip off the jack and fall, causing serious injury or death. Use a Bumper Lift or similar accessory to lift vehicles with curved to slotted bumpers.
- Do not raise inflated tire more than 2" (5cm) above the ground. Never attempt to lift more than one wheel at a time.
- If the shear bolt breaks, as is will at 7,000lbs (3175KG), use a jack with a larger load capacity to lower the load safely to the ground.
- Do **NOT** attempt to replace the shear bolt while the jack is under load.
- Follow all safety warnings on the jack and written in this instructions manual.
- **Failure to follow these safety precautions can cause property damage, injury, and/or death. It CAN happen to you.**



For Technical Support / Warranty Information please call 1-800-776-0767
Smittybilt, 1017 W. 600 N. STE 4, Ogden, UT 84404

Technical Information



- A** SYNTHETIC RUBBER HANDLE
- B** STEEL HANDLE OF 14 GAUGE TUBING WITH 1 5/6" DIA X 30" LONG
- C** REMOVABLE HANDLE
- D** APPROXIMATE WEIGHT 30LBS (14 KG)
- E** 28 SQ. IN. BASE PLATE
- F** SPECIALLY ROLLED EXTRA CARBON STEEL BAR

Tech Data	2822 - Trail Jack 54"
Weight	33.1lbs (15KG)
Width	5" (12.7cm)
Base Width	5.5" (14 cm)
Height	54" (137.2 cm)
Depth	8.5" (21.6 cm)
Load Rating	4,660lbs (2114KG)
Tested Load	7,000lbs (3175KG)
Load Rating - Upper 12"	2,660lbs (1209KG)
Tested Load - Upper 12"	4,000lbs (1818KG)
Load Rating - Side Load	2,000lbs (910KG)
Winch - Load Rating	5,000lbs (2268KG)
Clamp - Load Rating	750lbs (340KG)




For Technical Support / Warranty Information please call 1-800-776-0767
Smittybilt, 1017 W. 600 N. STE 4, Ogden, UT 84404

Operating Instructions - Raising Load

TO RAISE A LOAD

1. Following all safety precautions, place the foot of the jack beneath the load. Lift the Reversing Latch to its "UP" position and ensure it is locked into place, with the indentation in the Latch, firmly engaged in the notch on the Reversing Switch. (Fig. 1) Jack up the nose until it comes into contact with the load at the desired point of lift. Pause at this stage and check to ensure there are no obstacles to a clean lift.
2. Pull down firmly and evenly on the handle and observe the load rising. As the handle is pulled down, you will hear the climbing pin click into place as it locates in a hole in the steel bar. At this point, relax the handle allowing the pin to take the load, raise the handle to the top of its stroke to take a fresh purchase and pump the handle once again.

Latch in raising
position



For Technical Support / Warranty Information please call 1-800-776-0767
Smittybilt, 1017 W. 600 N. STE 4, Ogden, UT 84404


Operating Instructions - Lowering Load

TO LOWER A LOAD

1. **IMPORTANT:** The jack must be loaded with a minimum of 150lbs to lower step by step, otherwise the lifting nose will drop.

Taking all of the necessary precautions, take the load with the jack, (i.e. jack the load up slightly), ensuring the handles is in the FULLY UPRIGHT position, trip the reversing latch, so that it is in the “Down” position, (i.e. the indentation on the latch, becomes disengaged from the notch on the reversing switch. Keeping a firm grip on the handle, pump it as you would for “raising a load”. It will lower with each stroke of the handle


Latch in lowering position



For Technical Support / Warranty Information please call 1-800-776-0767
Smittybilt, 1017 W. 600 N. STE 4, Ogden, UT 84404

Maintaining Your Trail Jack

1. Lubricate all friction points with Break-Free CLP®. Illustration shows common areas and does not represent every friction point.



2. Clean all dirt and debris from the jack after each use
3. Be sure the jack is completely dried after each use
4. Lubricate the jack every 4-6 months



For Technical Support / Warranty Information please call 1-800-776-0767
Smittybilt, 1017 W. 600 N. STE 4, Ogden, UT 84404

Warranty

SMITTYBILT ADVANTAGE WARRANTY

LIMITED 1-YEAR WARRANTY FOR ALL COMPONENTS

Smittybilt Automotive Products, LLC (SAP) warrants to the original purchaser that (a) the physical components (e.g., jack components, base, etc.) of any SAP **Trail Jack 54"** will be free of defects in material and workmanship for 1-year from the date of purchase of the Trail Jack. This warranty applies only to the original purchaser of the jack and is non-transferable. To obtain any warranty service, you must provide SAP with a proof of purchase and date of purchase that is acceptable to SAP, such as a copy of your purchase receipt.

This warranty does not cover labor of part replacement of the jack. SAP will, at its sole discretion, provide replacement part(s) for a defective jack or component, provided this is done within the warranty period. To request assistance under warranty, one must call or email using the phone number or email at the bottom of this page. This warranty does not apply (1) to finish or paint; (2) if the jack has been damaged by accident, abuse, misuse, collision, modification, misapplication, improper installation, lack of lubrication and/or maintenance, or improper service; or (3) any normally wearable part. This warranty is void if any SAP serial number has been removed or defaced; or if the jack is used for any commercial, industrial, or rental applications. This warranty only applies to Trail Jacks bought, sold, and used within the United States or Canada unless otherwise specifically agreed in writing by SAP.

THE WARRANTY SET FORTH ABOVE IS THE ONLY WARRANTY. THERE ARE NO OTHER WARRANTIES, EXPRESSED OR IMPLIED, INCLUDING BUT NOT LIMITED TO IMPLIED WARRANTIES OF MERCHANT ABILITY OR FITNESS FOR A PARTICULAR PURPOSE. ANY IMPLIED WARRANTY WHICH BY LAW MAY NOT BE EXCLUDED IS LIMITED TO A DURATION OF ONE (1) YEAR FROM THE DATE OF ORIGINAL RETAIL PURCHASE OF THE PRODUCT. No SAP dealer, agent, or employee is authorized to make any modification, extension or addition to this warranty. SAP SHALL NOT BE LIABLE FOR SPECIAL, INDIRECT, INCIDENTAL OR CONSEQUENTIAL DAMAGES (INCLUDING, BUT NOT LIMITED TO, LOST PROFITS, DOWN TIME OR LOSS OF USE) UNDER ANY LEGAL THEORY, EVEN IF SAP WAS ADVISED OF THE POSSIBILITY OF SUCH DAMAGES. Some states do not allow the exclusion of implied warranties or the exclusion or limitation of liability for incidental or consequential damages, or limitations on how long an implied warranty lasts, so the above limitation or exclusion may not apply to you. This Warranty gives you specific legal rights. You may also have other rights that vary from state to state. SAP reserves the right to change product design without notice. In situations in which SAP has changed a product design, SAP shall have no obligation to upgrade or otherwise modify previously manufactured products. For warranty inquiries contact SAP at:

Smittybilt Automotive Products, LLC
Customer Service Department
Call 1-800-776-0767 or Email info@smittybilt.com



WARNING: Cancer and Reproductive Harm
www.P65Warnings.ca.gov



For Technical Support / Warranty Information please call 1-800-776-0767
Smittybilt, 1017 W. 600 N. STE 4, Ogden, UT 84404