



WWW.SMITTYBILT.COM

Installation Instructions

GEAR Pouch Kit

Part#56633

NOTE: Carefully read entire instructions thoroughly before attempting to install this part. Photos are for illustration purposes and actual product may vary. Install remains the same

Smittybilt's pouch kit provides you with a variety of pouches which allows you the freedom to customize your storage needs to add bags to existing GEAR products, new MOLLE compatible PALS items, or to add bags to bags for even more storage.



PROPER INSTALL OF MOLLE STRAPPING IS TIME CONSUMING AND REQUIRED FOR A SECURE FIT.
IMPROPER INSTALL IS FAST AND EASY AND WILL VOID YOUR WARRANTY.

For Technical Support/Warranty Information please call [310-762-9944](tel:310-762-9944)
Smittybilt, 400 W. Artesia Blvd Compton, CA 90220



Installation Instructions
GEAR Pouch Kit
Part#56633

NOTE: Carefully read entire instructions thoroughly before attempting to install this part. Photos are for illustration purposes and actual product may vary. Install remains the same

See all instruction photos before beginning install.

Step 1: Plan out all pouch locations before starting install. Keep in mind that a pouch may sag when filled with heavy objects, place far enough away to allow access to other pouches. Properly installing is crucial (and time consuming) to keeping the pouches as secure as possible.

Step 2: Start by inserting each attachment strap through the top row of webbing. Then pull the attachment straps all the way through, securing the pouch to the top row of webbing. If your pouch has multiple straps, do this for each strap. Fig A

Step 3: Weave the straps back into the webbing on the pouch. Pull each strap tight. Fig B-D

Step 4: Continue this pattern until you reach the end of the straps. Fig E

Step 5: Secure strap to pouch with the snaps. Fig F

See all instruction photos before beginning install.

Tips:

- Do not skip over any webbing while weaving the straps through the webbing, use every row to ensure your gear is secure as possible and prevent excessive pouch sagging.
- Some applications may not use all straps or webbing locations. Always use as many as possible.



Installation Instructions
GEAR Pouch Kit
Part#56633



Fig E





Fig F



Installation Instructions
GEAR Pouch Kit
Part#56633







Installation Instructions
GEAR Pouch Kit
Part#56633

INCORRECT ATTACHMENT

Strapping is not weaved correctly through both sides of the webbing





Installation Instructions
GEAR Pouch Kit
Part#56633

JL seat attachment





Installation Instructions
GEAR Pouch Kit
Part#56633


JL seat attachment





Installation Instructions
GEAR Pouch Kit
Part#56633

2018+ JL Wrangler oem molle seat
install examples.





Installation Instructions
GEAR Pouch Kit
Part#56633

Limited Warranties

Smittybilt's products are covered under the following limited warranties only. Note that the duration of the limited warranty differs according to the material and finish of the product purchased. MOLLE pouch kit is covered by a 1 year warranty. Subject to the duration and conditions of the limited warranty stated below, Smittybilt warrants to the original retail purchaser that its products are free from defects in material and workmanship. All other warranties and representations express or implied, are hereby disclaimed, including fitness for merchantability and buyer's intended use or purpose. All parts are sold "AS IS" except for the limited warranties granted herein. Buyer assumes all risks as to the selection, suitability and performance of all goods and products selected. This limited warranty does not cover damage or impairment in any part due to misuse, improper installation, accident or contact with on-road or off-road hazards, product modification, improper or inadequate cleaning and/or maintenance. Smittybilt is not responsible for items damaged during shipping. This warranty is not transferable from the original buyer. For the original Buyer to be eligible for the limited warranty coverage, the Buyer must provide proof of purchase. Smittybilt strongly recommends returning the warranty registration card.

Customer's remedy hereunder shall be limited only to repair or replacement (at Smittybilt's option) of any defective part(s) returned to Smittybilt at customer's expense. The determination of whether or not a returned part is defective or subject to coverage under the limited warranties stated herein shall be made at Smittybilt's sole discretion.

To assure product quality, Smittybilt reserves the right to change product design, material, specification and finishes without prior notice to customers. This limited warranty gives you specific legal rights and you may also have other rights, which may vary from state to state. Some states do not allow limitations on how long an implied warranty lasts, so the above limitations may not apply as to you. Also, some states do not allow the exclusion or limitation of incidental or consequential damages, so the above limitations or exclusions may not apply to you. Smittybilt reserves the right to discontinue product lines and substitute products, or provide other remedies than those listed in this limited warranty for those discontinued products.

Warning

Rollover and other types of vehicle accidents may result in serious injury or death to you, your passengers and others sharing the road. Smittybilt accessories are decorative and are not intended to reduce or avoid injury or damage in the event of an accident. The weight and location of Smittybilt accessories may affect your vehicles' handling, stability and performance, creating an increased risk of accident or rollover. Before installing any accessory, check state laws and assure that the accessory will not obscure any lights or interfere with proper operation on your vehicle's safety equipment. Consult your owner's manual and the Smittybilt instructions, or additional safety information. Smittybilt products, nor the warnings contained herein, are NOT a substitute for your safe driving. Don't drink and drive, always use seat belts and don't drive faster than conditions permit.

For Technical Support/Warranty Information please call 310-762-9944
Smittybilt, 400 W. Artesia Blvd Compton, CA 90220