

Installation Instructions



2024+ Tacoma Angular Steps Part #: EXT24CC-TX



For Technical Support / Warranty Information please call **800-776-0767** or email info@smittybilt.com
1017 W 600 N, STE 4, Ogden, UT 84404

Introduction

Thank you for choosing Smittybilt accessories for your Toyota® Tacoma. If you would like to view our full range of available accessories, please visit us at www.smittybilt.com



S/B 18606



S/B 2683



S/B 2795

Toyota® and Tacoma® are registered trademarks of Toyota Motor Corporation.

Important Notes Before Starting

! IMPORTANT NOTE

Carefully read through this entire instruction manual thoroughly before attempting to install this part. Check that all fasteners are properly torqued after installation and driving a short distance.

! WARNING

Serious injury can occur when working on vehicles alone.

When possible, work with another person to reduce risk of injury from strain or other dangers that can occur when working alone.

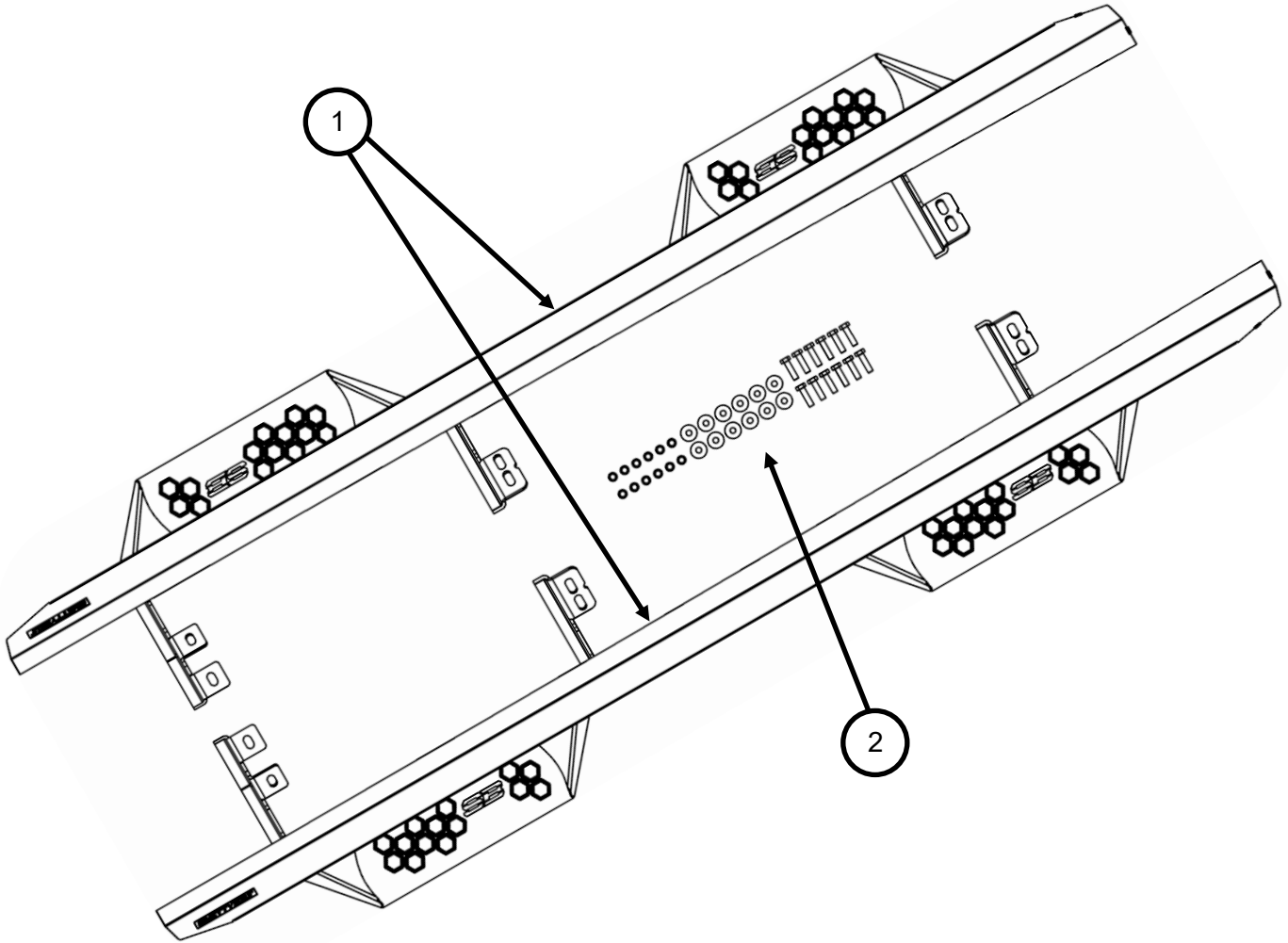
TOOLS REQUIRED

Metric Socket Set	Socket Wrench	Torque Wrench



For Technical Support / Warranty Information please call **800-776-0767** or email info@smittybilt.com
1017 W 600 N, STE 4, Ogden, UT 84404

Box Contents



Item	Description	QTY
1	Angular Steps	2
2	Installation Hardware Pack	1

Hardware Pack Contents		
	M8x1.25x30mm HHCS	12
	M8 Lock Washer	12
	M8 Flat Washer	12




For Technical Support / Warranty Information please call **800-776-0767** or email info@smittybilt.com
 1017 W 600 N, STE 4, Ogden, UT 84404

Installation Instructions

Step 1: Set-up

Open the box with your Smittybilt 2024 Tacoma Angular Steps and check all parts against the bill of materials outlined on page 3 of these instructions. If anything is missing, please contact Smittybilt factory technical support.

Park the truck on a flat, level surface before installing the steps.



Step 2: Remove OEM bolts

Using a 12mm socket, remove the twelve (12) bolts under the truck (six on either side) in the indicated locations. These bolts will not be used.



Step 3: Install Steps

With the Smittybilt logo on each step towards the front of the truck, hold each step up under the truck.

Using the provided hardware, thread a bolt with a lock washer and flat washer part way into each of the six (6) mounting holes for each step.



Once all bolts are in, use a 13mm socket to tighten each bolt down completely.

Adjust the steps as needed as you tighten the bolts.

Tighten all hardware to the specifications outlined at the end of these instructions.



For Technical Support / Warranty Information please call **800-776-0767** or email info@smittybilt.com
1017 W 600 N, STE 4, Ogden, UT 84404

Installation Complete



Congratulations! Your installation is now complete.
Enjoy your new Smittybilt 2024 Tacoma Angular Steps

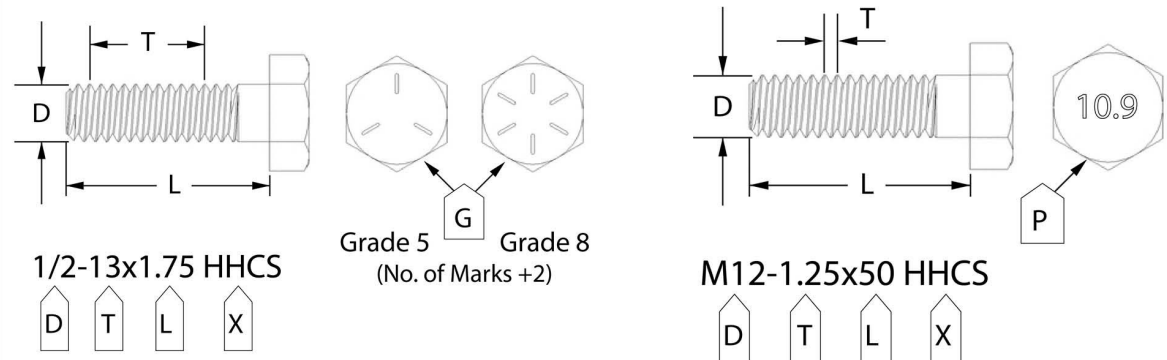


For Technical Support / Warranty Information please call **800-776-0767** or email info@smittybilt.com
1017 W 600 N, STE 4, Ogden, UT 84404

Bolt Torque Specifications

Use this only as a guide for hardware without a called out torque specification in the instruction manual.

Bolt Torque and ID						
Decimal System			Metric System			
<i>All Torques in Ft. Lbs. Maximums</i>						
Bolt Size	Grade 5	Grade 8	Bolt Size	Class 9.8	Class 10.9	Class 12.9
5/16	15	20	M6	5	9	12
3/8	30	45	M8	18	23	27
7/16	45	60	M10	32	45	50
1/2	65	90	M12	55	75	90
9/16	95	130	M14	85	120	145
5/8	135	175	M16	130	165	210
3/4	185	280	M18	170	240	290



<p>G= Grade (Bolt Strength)</p> <p>D= Nominal Diameter (Inches)</p> <p>T= Thread Count (Threads per Inch)</p> <p>L= Length (Inches)</p> <p>X= Description (Hex Head Cap Screw)</p>	<p>P= Property Class (Bolt Strength)</p> <p>D= Nominal Diameter (Millimeters)</p> <p>T= Thread Pitch (Thread Width, mm)</p> <p>L= Length (Millimeters)</p> <p>X= Description (Hex Head Cap Screw)</p>
--	---



For Technical Support / Warranty Information please call **800-776-0767** or email info@smittybilt.com
 1017 W 600 N, STE 4, Ogden, UT 84404

Notes and Disclaimers

Product cleaning and maintenance instructions

Stainless Steel Finish – Aluminum polish may be used to polish small scratches and scuffs on the finish. Mild soap, window or glass cleaner may be used to clean the finish. Dual state powder coat finish – Mild soap, window or glass cleaner may be used to clean the finish. In order to protect the finish, you may wax your product on a regular basis with pure carnauba automotive wax. Do not use any types of soap, polish or wax that contains abrasive that could damage the finish. Textured coated finishes should be cleaned with a mild soap on a damp sponge. Do not apply polish or wax that requires to be removed by means of buffing. This type of wax is commonly used at car wash facilities. Chrome Finish – Mild soap, window or glass cleaner may be used to clean the finish. In order to protect the finish, you should wax your product on a regular basis with pure carnauba automotive wax. Do not use any types of soap, polish or wax that contains abrasive that could damage the finish.

SMITTYBILT ADVANTAGE WARRANTY

LIMITED-LIFETIME WARRANTY FOR STRUCTURAL COMPONENTS

5-YEAR FINISH WARRANTY

Smittybilt Automotive Products, LLC (SAP) warrants to the original purchaser that (a) the physical components (e.g., metal components, welds, etc.) of any SAP **2024+ Tacoma Angular Steps** will be free of defects in material and workmanship for the lifetime of the product from the date of purchase of the Angular Steps, and (b) the finish will be free of defects in material and workmanship for a period of 5-years from the original date of purchase. This warranty applies only to the original purchaser of the Angular Steps and is non-transferable. To obtain any warranty service, you must provide SAP with a proof of purchase and date of purchase that is acceptable to SAP, such as a copy of your purchase receipt.

This warranty does not cover labor of part replacement of the Angular Steps. SAP will, at its sole discretion, provide replacement part(s) for a defective Angular Steps or component, provided this is done within the warranty period. To request assistance under warranty, one must call or email using the phone number or email at the bottom of this page. This warranty does not apply (1) wearable components; or (2) if the Angular Steps has been damaged, including, but not limited to: abuse, misuse, collision, modification, misapplication, improper installation, or improper service. This warranty is void if any SAP serial number has been removed or defaced; or if the Angular Steps is used for any commercial, industrial, or rental applications. This warranty only applies to Angular Steps bought, sold, and used within the United States or Canada unless otherwise specifically agreed in writing by SAP.

THE WARRANTY SET FORTH ABOVE IS THE ONLY WARRANTY. THERE ARE NO OTHER WARRANTIES, EXPRESSED OR IMPLIED, INCLUDING BUT NOT LIMITED TO IMPLIED WARRANTIES OF MERCHANTABILITY OR FITNESS FOR A PARTICULAR PURPOSE. ANY IMPLIED WARRANTY WHICH BY LAW MAY NOT BE EXCLUDED IS LIMITED TO A DURATION OF ONE (1) YEAR FROM THE DATE OF ORIGINAL RETAIL PURCHASE OF THE PRODUCT. No SAP dealer, agent, or employee is authorized to make any modification, extension or addition to this warranty. SAP SHALL NOT BE LIABLE FOR SPECIAL, INDIRECT, INCIDENTAL OR CONSEQUENTIAL DAMAGES (INCLUDING, BUT NOT LIMITED TO, LOST PROFITS, DOWN TIME OR LOSS OF USE) UNDER ANY LEGAL THEORY, EVEN IF SAP WAS ADVISED OF THE POSSIBILITY OF SUCH DAMAGES. Some states do not allow the exclusion of implied warranties or the exclusion or limitation of liability for incidental or consequential damages, or limitations on how long an implied warranty lasts, so the above limitation or exclusion may not apply to you. This Warranty gives you specific legal rights. You may also have other rights that vary from state to state. SAP reserves the right to change product design without notice. In situations in which SAP has changed a product design, SAP shall have no obligation to upgrade or otherwise modify previously manufactured products. For warranty inquiries contact SAP at:

Smittybilt Automotive Products, LLC

Customer Service Department

Call 1-800-776-0767 or Email info@smittybilt.com



WARNING: Cancer and Reproductive Harm
www.P65Warnings.ca.gov



For Technical Support / Warranty Information please call **800-776-0767** or email info@smittybilt.com
1017 W 600 N, STE 4, Ogden, UT 84404