



GET THE ORIGINAL



Spend less time packing and more time overlanding.

The Smittybilt SCOUT trailer kit features independent suspension with dual shocks for easy overlanding and a load capacity of 1763 lbs. With an inside compartment measuring a spacious 47" x 44" x 21", you'll spend less time packing and all of your equipment will stay dry and safe. No other trailer kit on the market offers as many features at this value.

LOAD IT MAIN COMPARTMENT

up to
33 cu ft

HAUL IT LOAD CAPACITY UP TO

1763 lbs

TAKE IT GROUND CLEARANCE

12 in lowest
suspension point
*will vary based on tire height

3 Wheels and Tires

Pro Comp - 265/70R17" A/T Sport Tires

Pro Comp - 17"x9" Steel Wheels

5x5 Bolt Pattern



A Kitchenette with Sliding Stove Drawer
Easy Access for Cleaning and Storage



B Parking brake and electric break
away system



C Tongue box for additional storage



D Independent trailing arms,
dual shocks and limiting straps



E Generator drawer with mesh bottom
for optimal air circulation



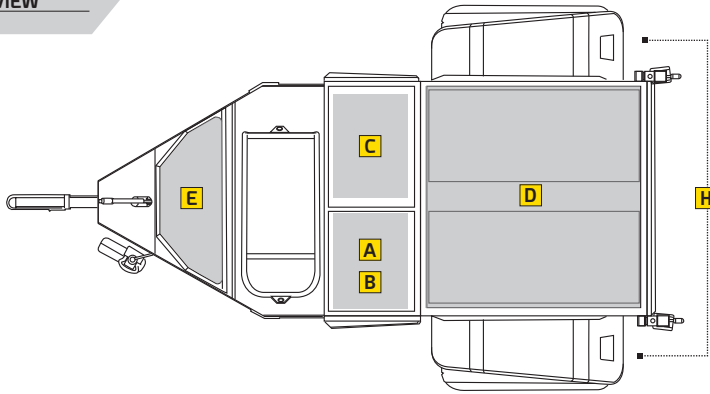
F Telescopic rack system (2.25'-12" of
extra storage space) (tent/awning not included)



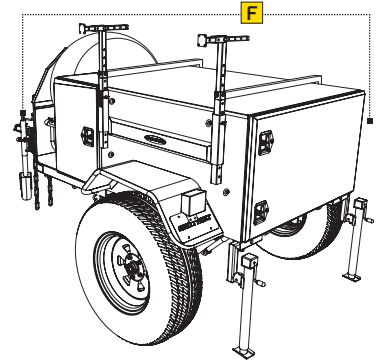
G 47"x 44" x 21" Inside main
compartment space

Description	Part#	Jobber	Retail MAP	Canada MAP
SCOUT Trailer kit (trailer w/wheels and tires)	87400	\$6,249.99	\$6,249.99	\$8,562.99
SCOUT Trailer kit (trailer only)	87400-01	\$4,999.99	\$4,999.99	\$6,849.99

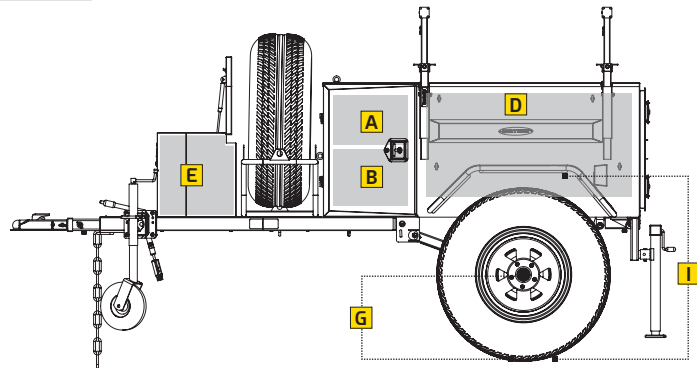
TOP VIEW



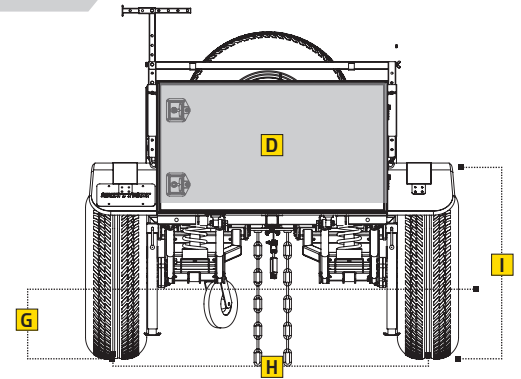
3/4 REAR VIEW



SIDE VIEW



REAR VIEW



FEATURES

A B KITCHENETTE COMPARTMENT

- Locking T-handle door and drawer with water resistant seals

Top Compartment Bin:

- 4.4 Cubic Feet of Storage

Bottom Compartment Drawer:

- Hardened steel sliders with 100 lb. capacity
- Adjustable height stainless steel stabilizer legs

C GENERATOR COMPARTMENT

- Locking T-handle door with water resistant seals
- Locking bucket drawer with adjustable height stainless steel stabilizer legs
- Ideal for generator with vented drawer for maximized air flow
- Hardened steel sliders with 100 lb. capacity

D MAIN COMPARTMENT

- Dual locking T-handle door and water resistant seals
- Dual locking sliding drawers with secondary spring loaded locking mechanism
- Hardened steel sliders with 200 lb. capacity
- Footman loops for drawer cargo securement
- 8 eyebolt hooks on inside side panels for extra cargo securement

Drawer 1:

- Flat surface drawer ideal for large rigid objects

Drawer 2:

- Recessed drawer ideal for sleeping bags and/or tools

TONGUE BOX

- Lockable T-handle and water resistant door seals
- Ideal for securing towing accessories

E TELESCOPIC RACK SYSTEM

- Adjustable height with locking pin system allowing up to 12-inches added cargo space
- Ideal for Smittybilt Tents and Awnings
- Accepts popular sport accessory racks and mounts

RECEIVERS

- 2-inch Front receiver to accept multi-axis articulation couplers
- 2-inch Ball Coupler included (on-road use only)
- 2-inch Rear receiver for popular sport equipment accessories
- 200 lb. maximum tongue weight capacity

SPARE TIRE MOUNT

- Universal spare tire mount
- Fits up to 37" x 12.50" tire
- Dual ratcheting tire straps
- Multiple tie down configurations
- Removable

INDEPENDENT TRAILING A-ARMS

- Dual shocks
- Limit straps
- Alignment cams
- Comfort ride coils
- Integrated bump stops

BRAKE SYSTEM

- 10-inch electric drum brakes
- Self-charging breakaway brake system
- Parking brake
- 5x5 bolt pattern

STABILIZATION

- Long-travel jockey wheel and tongue jack
- 600 lb. dual shackle mounts
- Dual rear stabilizer jacks
- Magnetic Bubble Level

SIDE PANELS

- Removable accent panels perfect for mounting accessories like gas cans
- 8 eyebolt hooks for extra cargo securement
- High clearance steel tube style fenders – fits up to 37" tires

DIMENSIONS

COMPARTMENTS

A	Kitchenette	W: 19.25" • L: 24" • H: 16.5"
B	Sliding stove drawer	W: 19.25" • L: 24" • H: 9"
C	Generator compartment	W: 13.75" • L: 23.75" • H: 25.5"
D	Main compartment	W: 47" • L: 48.5" • H: 25.5"
E	Tongue box	W: 40" • L: 48" • H: 25.5"

OVERALL DIMENSIONS

F	Overall dimensions	W: 75" • L: 120" • H: 54"
G	Ground clearance:	12" on 265/70R17"
H	WMS to WMS*	65"
I	Fender height:	39"
	Dry curb weight:	1,543 lb.
	Payload capacity:	1,763 lb.
	GVWR:	3,306 lb.
	Assembly time:	4 hours (average)
	Turning radius:	11'

NOTE: measurements based on Pro Comp wheel/tire kit installed.
*WMS - Wheel Mount Surface